



## Henry County Fairgrounds

1700 Castle Hwy  
Eminence, KY 40019

Sign-Ups Start at **9am**

Class 1 Starts **10am**

Class 8 not to begin **BEFORE 12pm**

Class 41 not to begin **BEFORE 5pm**

**May 24 June 21 July 19**  
**August 30 Sept 27 Oct 25**

1. Open Ranch Trail
2. Open Ranch Riding
3. Open Ranchmanship
4. Open Ranch Reining
5. Open Ranch Pleasure
6. Ranch Conformation Geldings
7. Ranch Conformation Mares
- \*\*\* 30 Minute Break \*\*\*
8. Halter Geldings
9. Halter Mares
10. Grand & Reserve Halter \*
11. PeeWee Showmanship
12. Youth Showmanship
13. Adult Showmanship
14. Leadline \*
15. Walk-Walk Pleasure
16. PeeWee Western Pleasure
17. Youth Western Pleasure
18. Adult Western Pleasure
19. Jackpot Western Pleasure \*
20. PeeWee Western Horsemanship
21. Youth Western Horsemanship
22. Adult Western Horsemanship
23. PeeWee Trail
24. Youth Trail
25. Adult Trail
26. PeeWee Ground Poles
27. Open Hunter Over Fences
28. Open Equitation Over Fences
29. PeeWee English Pleasure
30. Youth English Pleasure
31. Adult English Pleasure
32. Jackpot English Pleasure \*
33. PeeWee English Equitation
34. Youth English Equitation
35. Adult English Equitation
36. PeeWee/Youth Gaited Pleasure
37. Adult Gaited Pleasure
38. PeeWee/Youth Gaited Country Pleasure
39. Adult Gaited Country Pleasure
40. Fun Class \*
- \*\*\* 15 Minute Break \*\*\*

41. Warmup Poles \*
42. PeeWee Poles
43. Youth Poles
44. Adult Poles
45. Jackpot Poles \*
46. Open Flags
47. Warmup Barrels \*
48. PeeWee Barrels
49. Youth Barrels
50. Adult Barrels
51. Jackpot Barrels \*

## For Information:

**Jackie Furlong**  
**(502) 595-7141**

## 2025 Fees & Info

\$5 Per Horse Grounds Fee  
\$8/Class for Non-Members  
\$6/Class for Members  
Members Show All Day for \$45  
Jackpot Classes \$10 - Payout: 50%/30%/20%

Memberships Available at Shows  
\$35/Family or \$15/Individual

Concessions Available on Grounds

Negative Coggins Required

Judge's Decision Final

Riders in Leadline or Walk/Walk may NOT show  
in other riding classes.

PeeWee Riders may NOT show in youth classes

No Refunds

Members Qualify for Year-End Awards  
Must show 3 Shows to Qualify

Grand & Reserve Halter is for 1<sup>st</sup> and 2<sup>nd</sup> Place in  
classes 8 & 9

\*Denotes class does not earn points

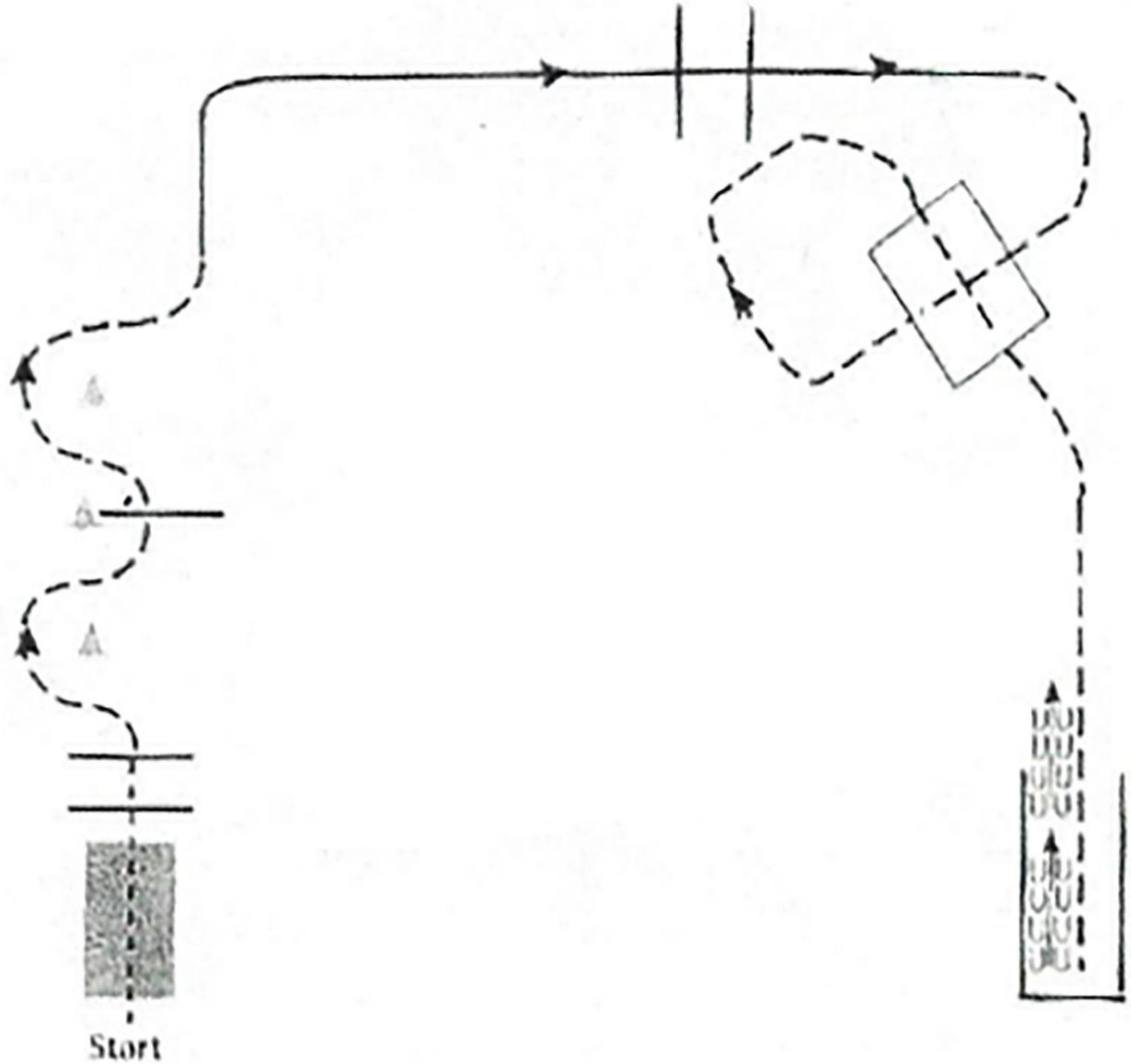
# Henry County Saddle Club 2025 Entry Sheet

1. Open Ranch Trail
2. Open Ranch Riding
3. Open Ranchmanship
4. Open Ranch Reining
5. Open Ranch Pleasure
6. Ranch Conformation Geldings
7. Ranch Conformation Mares
8. Halter Geldings
9. Halter Mares
11. PeeWee Showmanship
12. Youth Showmanship
13. Adult Showmanship
14. Leadline
15. Walk/Walk Pleasure
16. PeeWee Western Pleasure
17. Youth Western Pleasure
18. Adult Western Pleasure
19. Jackpot Western Pleasure
20. PeeWee Western Horsemanship
21. Youth Western Horsemanship
22. Adult Western Horsemanship
23. PeeWee Trail
24. Youth Trail
25. Adult Trail
26. PeeWee Ground Poles
27. Open Hunter Over Fences
28. Open Equitation Over Fences
29. PeeWee English Pleasure
30. Youth English Pleasure
31. Adult English Pleasure
32. Jackpot English Pleasure
33. PeeWee English Equitation
34. Youth English Equitation
35. Adult English Equitation
36. PW/Youth Gaited Pleasure
37. Adult Gaited Pleasure
38. PW/Youth Gaited Country Pleasure
39. Adult Gaited Country Pleasure
40. Fun Class

41. Warmup Poles
42. PeeWee Poles
43. Youth Poles
44. Adult Poles
45. Jackpot Poles
46. Open Flags
47. Warmup Barrels
48. PeeWee Barrels
49. Youth Barrels
50. Adult Barrels
51. Jackpot Barrels

Back #	Rider Name	Classes Entered	Total \$
	Horse Name		
Back #	Rider Name	Classes Entered	Total \$
	Horse Name		
Back #	Rider Name	Classes Entered	Total \$
	Horse Name		
NAME:		Class Fee(s):	
ADDRESS:		\$10 Jackpot.	
CITY:		\$6 Member.	
STATE & ZIP:		\$8 Non-Member	
PHONE:		Stall Fee(s) ____ @ \$10	
E-MAIL:		OR	
AGE OF JR RIDER:		Grounds Fee(s) ____ \$5	
		Membership:	
		\$20 Single	
		\$35 Family	
		Please Fill Out Form	
		Total:	
<p>WARNING: Under Kentucky Law, a farm animal activity sponsor, farm animal professional or other person does not have the duty to eliminate all risks of injury of participation in farm animal activities. There are inherent risks of injury that you voluntarily accept if you participate in farm animal activities. KRS 247.4027</p>			
<p>Participant or Legal Guardian: _____ Date: _____</p>			

# September HCSC Ranch Trail



Be ready at start.

1. Walk over bridge and over poles.
2. Jog through serpentine and over pole.
3. Lope on the right lead over poles.
4. Jog through box and into chute.
5. Back out of chute.

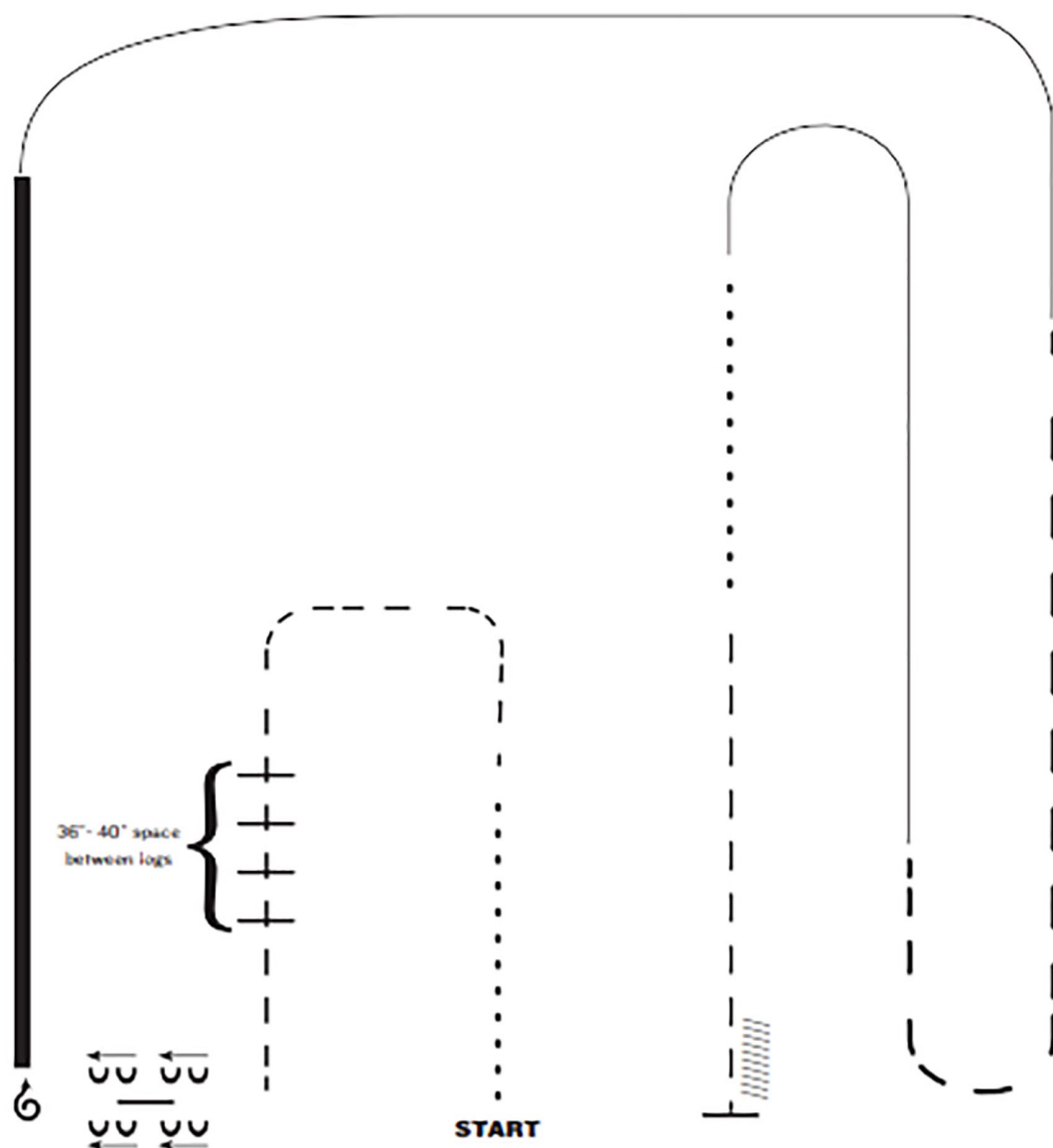
Walk -----

Jog -----

Lope \_\_\_\_\_

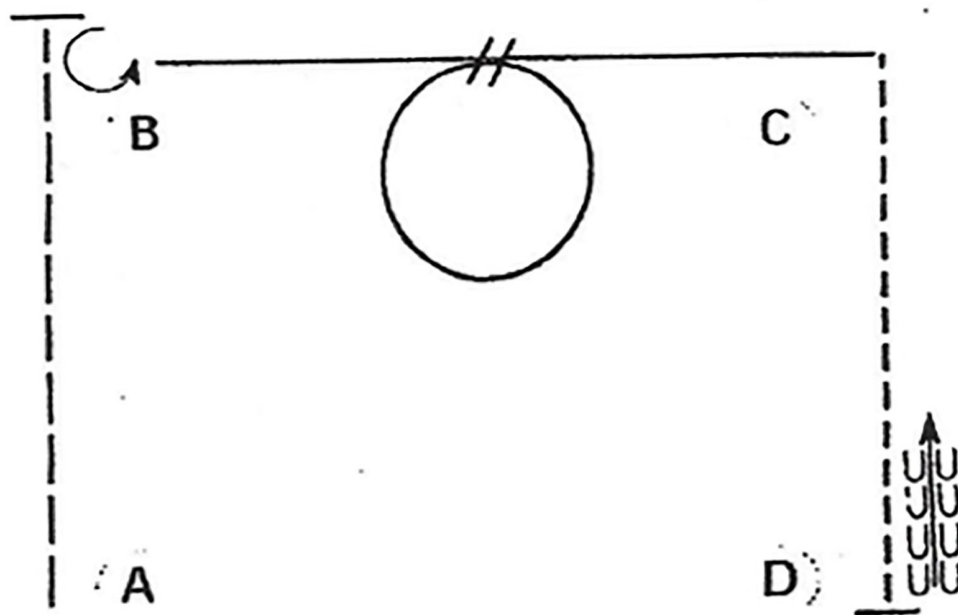
Back ←

# September HCSC Ranch Riding



1. Walk
2. Trot
3. Trot logs
4. Side pass right
5. 1 1/2 turns right
6. Extended lope (right lead)
7. Lope right lead
8. Extended trot
9. Lope left lead
10. Walk
11. Trot
12. Stop and back

# September HCSC Ranchmanship



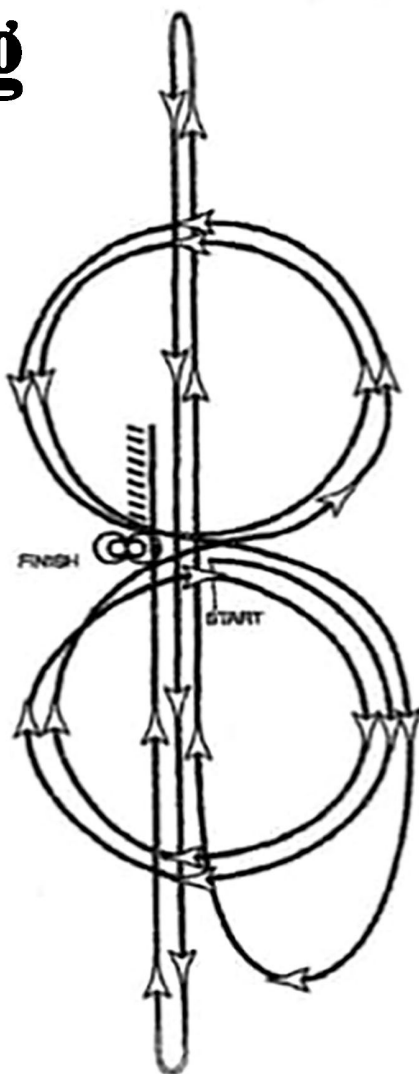
Be ready at A.

1. Extended trot from A past B.
2. Stop past B and perform a 270 degree turn to the left.
3. Lope on the left lead halfway to C.
4. Change leads and perform a small, slow circle to the right.
5. Continue to lope past C.
6. Jog to D.
7. Stop and back approximately one horse length.

Follow the instructions of your ring steward.

Walk	-----
Jog	-----
Extended Jog	-----
Lope	-----
Lead Change	
Back	
Marker	B

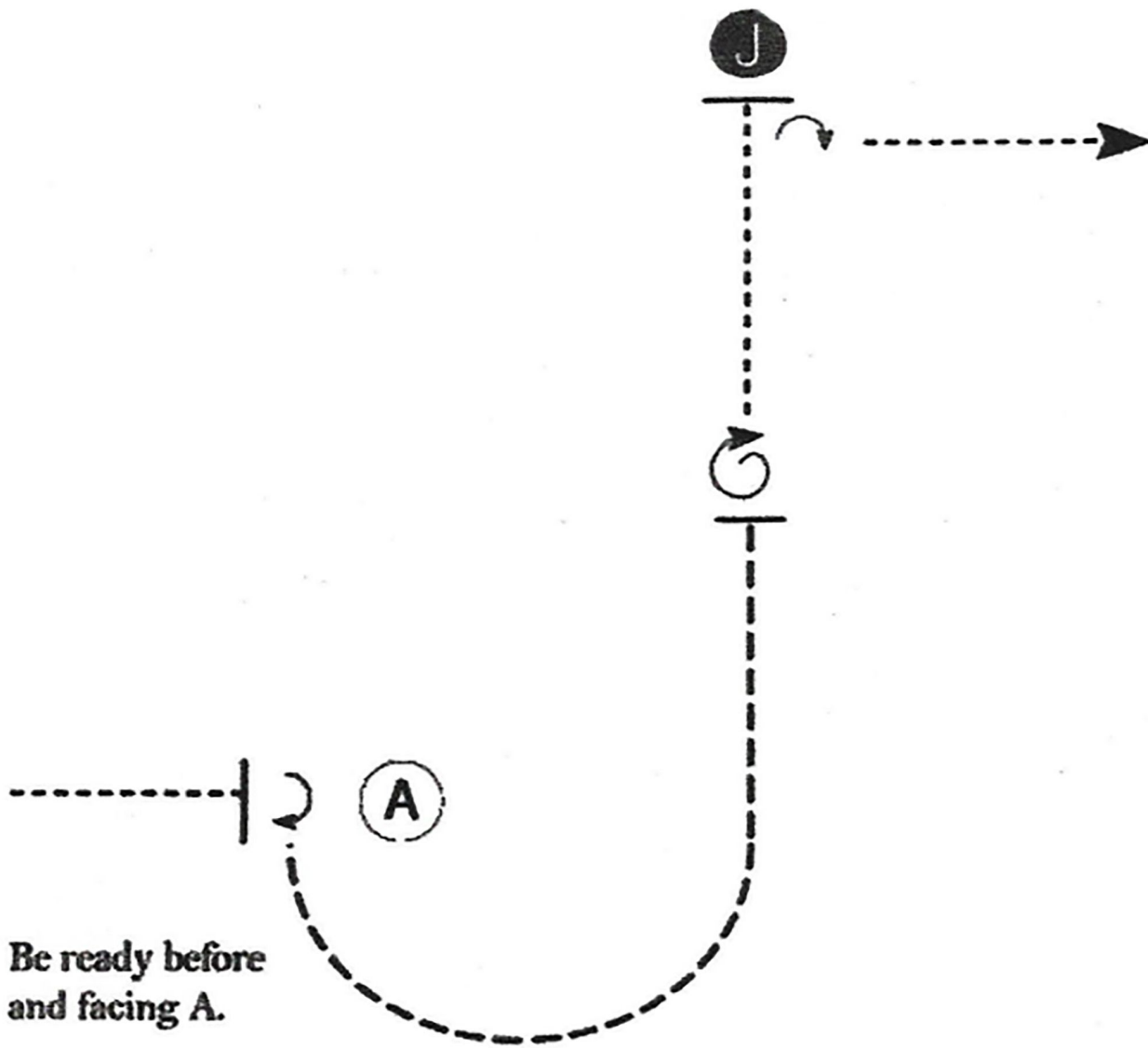
# September HCSC Ranch Reining



1. Beginning at the center of the arena, take a right lead and complete two circles to the right, away from the judge, of moderate size and speed.
2. At the center of the arena, change leads and do two circles to the left, both of moderate size and speed.
3. At the center of the arena, change leads.
4. Go to the end of the arena without stopping or breaking gait, and begin run down near the approximate center of the arena. Run the length of the arena past the marker.
5. Do a square, sliding stop, then hesitate.
6. Turn left and begin a run to the opposite end of the arena. Run the length of the arena past the marker.
7. Do a square, sliding stop, then hesitate.
8. Turn right, and begin a rundown past the center marker of the arena.
9. Do a square, sliding stop, and back to the center of the arena or at least 10 feet. Let the horse settle in the area of the stop.
10. Do two spins to the right.
11. Do two spins to the left.
12. Hesitate to show completion of the pattern.



# September HCSC Showmanship

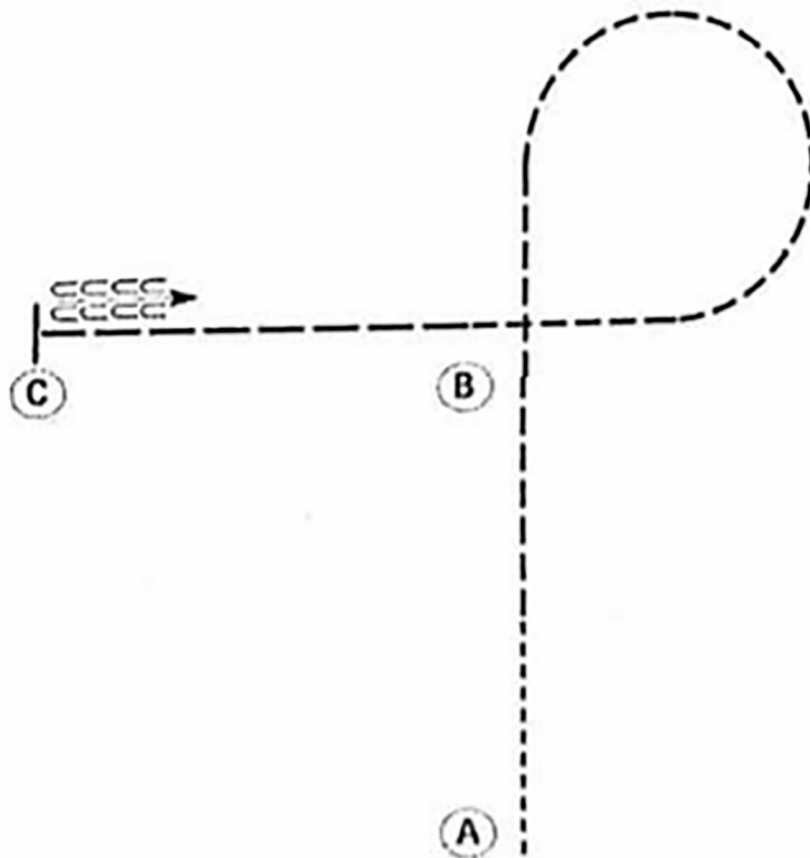


1. Walk to A.
2. Stop and perform a 1/4 turn.
3. Trot in a half circle and halfway to Judge.
4. Stop and perform a full (360 degree) turn.
5. Walk to judge and set up for inspection.
6. When dismissed, perform a 1/4 turn and walk straight away from Judge.

Walk	-----
Trot	- - - - -
Back	←
Marker	⊙ B
Judge	● J

Follow the instructions of your ring steward.

# September HCSC Horsemanship



Be ready at A.

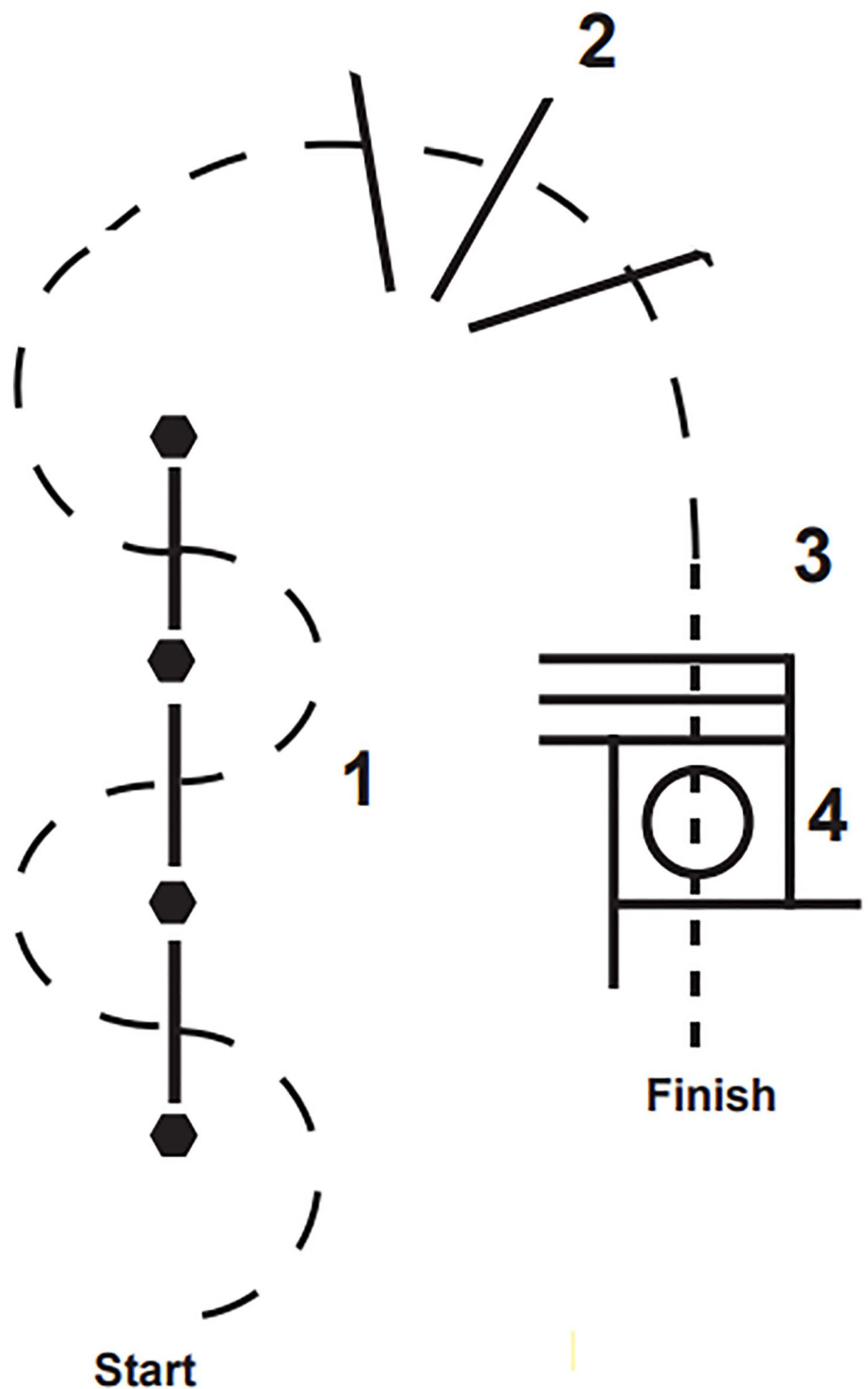
1. Walk from A 1/2 way to B.
2. Jog the rest of the way to B.
3. Jog a circle to the right.
4. Extend the jog from B to C.
5. Stop at C and back one horse length.

Retire to the rail or line up at a jog.

Walk	-----
Jog	-----
Extended Jog	-----
Lope	-----
Leg Yield	+++++
Lead Change	↖
Back	←
Marker	(B)
Sidepass	↔



# September HCSC Trail



1. Trot Weave Around Cones Over Poles
2. Trot Over Poles
3. STOP Walk Over Poles
4. Walk Into Box, Execute a 360 Either Way, Walk Out

# Sepetember HCSC Hunter Over Fences

5

2

3

6

1

4

# Sepetember HCSC Equitation Over Fences

5 2



6 3

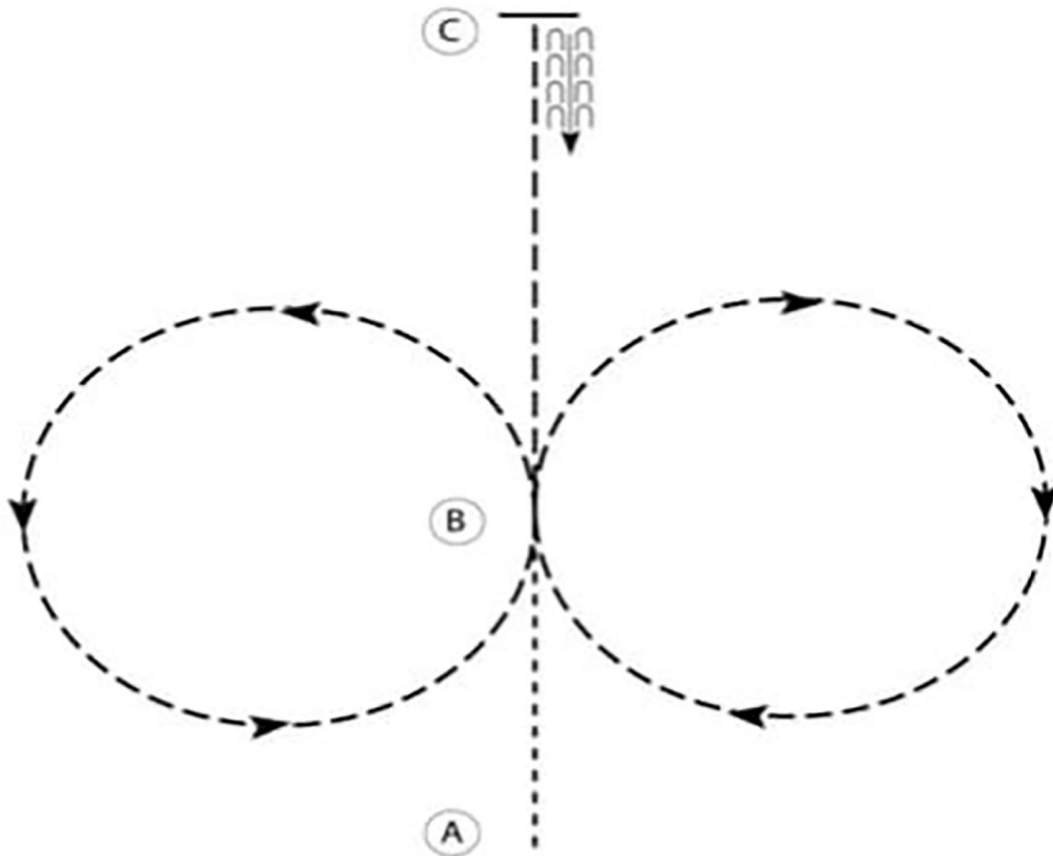


1



4

# Sepetember HCSC Equitation



1. Walk A to B.
2. At B posting trot a circle to the right on the proper diagonal.
3. At B posting trot a circle to the left on the proper diagonal.
4. At B sitting trot to C.
5. At C stop and back approximately one horse length.

Walk	-----
Trot	- - - - -
Extended Trot	— — — —
Canter	—————
Leg Yield	
Lead Change	— / —
Back	←←←←←
Marker	(B)
Sidepass	← — — — ←
Hand Gallop	— — — —